

# Palmarès détaillé des équipes / Full team results

NANTES

CHAMPIONNAT DE FRANCE DN DFA

23/05/2008 au 25/05/2008

Fédération Française  
de Gymnastique







F0000118.12573.00

JURY A ET B

0118

## DIVISION FEDERALE A3 GAM


FINALES

Club / Association Ville / Town							Pen.	Total Score
<b>1 GYM'DANS'</b>								
FRA <b>FRANCHEVILLE</b>	<b>47.450</b>	<b>40.550</b>	<b>46.400</b>	<b>55.300</b>	<b>47.850</b>	<b>46.450</b>		<b>284.000</b>
RAMIREZ Yannick	11.950	10.100	11.600	14.200	11.550	12.050	(4)	71.450
GERMAN Cyril	11.300	10.850	11.400	13.650	10.650	11.100	(10)	68.950
BERGOIN Anthony	12.100	6.150	11.400	13.700	12.250	11.850	(15)	67.450
SABLON Emmanuel	11.500	9.550	11.050	13.050	12.350		(41)	57.500
BRUT Simon		10.050	<u>12.000</u>		11.700	10.750	(64)	44.500
LANDAIS Matthieu	11.900			13.750		11.450	(72)	37.100
<b>2 GYMNASIQUE CLUB DU PLESSIS-TREVISE</b>								
FRA <b>LE PLESSIS TREVISE</b>	<b>47.100</b>	<b>42.950</b>	<b>44.750</b>	<b>53.300</b>	<b>47.400</b>	<b>44.800</b>		<b>280.300</b>
NOEL Vincent	12.250	<u>11.450</u>	11.050	13.800	12.150	11.250	(2)	71.950
VINCENT Axel	10.900	10.400	11.050	13.850	12.200	10.750	(9)	69.150
GUITTON Geoffrey	11.900	10.150	11.250	12.800	11.450	11.150	(11)	68.700
SGUALIVATO Sébastien	11.500	10.950	11.050	12.850	11.450	8.800	(23)	66.600
DELUBAC Baptiste		8.800	11.400		11.600	11.650	(65)	43.450
SISMEIRO Alexandre	11.450			12.400			(79)	23.850
<b>3 LA VIE AU GRAND AIR DE SAINT MAUR</b>								
FRA <b>SAINT MAUR DES FOSSES</b>	<b>47.200</b>	<b>43.200</b>	<b>43.350</b>	<b>55.000</b>	<b>47.100</b>	<b>43.450</b>		<b>279.300</b>
GOMES Cédric	12.350	10.600	10.850	14.500	12.050	11.250	(3)	71.600
CHALOPIN Guillaume	11.900	10.750	11.250	13.800	11.550	11.150	(6)	70.400
MAUPOU Steven	11.150		10.450	13.000	11.900	10.300	(44)	56.800
CAMUS Steven	11.800	11.250	10.500		11.200	10.750	(48)	55.500
AUFFRET Clement	10.950	10.150	10.750	13.700		4.300	(56)	49.850
BAPTISTA Tony		10.600		13.000	11.600		(74)	35.200
<b>4 LA SEREINE DE MONTLUEL</b>								
FRA <b>MONTLUEL</b>	<b>47.000</b>	<b>38.750</b>	<b>44.500</b>	<b>54.450</b>	<b>47.700</b>	<b>46.050</b>		<b>278.450</b>
LORIZ Sylvain	12.100	9.900	11.500	13.950	12.400	11.150	(5)	71.000
CLAVIER Benjamin	11.050	7.800	11.150	13.350	12.250	<u>12.700</u>	(13)	68.300
RENIAUD Clement	11.750	9.250	9.600	13.850	11.500	10.700	(22)	66.650
DULUYE Martial	12.100	9.250	10.650	13.300	10.900	10.350	(24)	66.550
GESTIN Yann		10.350	11.200	12.400	11.550	11.500	(42)	57.000
<b>5 LILLE METROPOLE JEUNESSE SPORTIVE MADELE</b>								
FRA <b>LA MADELEINE</b>	<b>47.150</b>	<b>38.650</b>	<b>45.550</b>	<b>55.350</b>	<b>44.450</b>	<b>46.300</b>		<b>277.450</b>
<u>MASCAUT Emilien</u>	11.950	10.350	11.800	<u>14.800</u>	11.550	11.700	(1)	<u>72.150</u>
NOE Guillaume	11.750	9.550	11.400	13.550	11.700	11.550	(7)	69.500
PROBST Vianney	11.900	8.850	11.050	13.300	9.650	8.800	(29)	63.550
MARET Aurélien	11.550	9.800		13.700	11.550	11.750	(39)	58.350
CORDULE Jordan	11.350	8.950	11.300	12.600	9.300		(50)	53.500
PONTEPRIMO Tristan			10.200			11.300	(80)	21.500

souligné = meilleur total

\_GENEQU\_GAM.RPT du 25/05/2008 - 5.1.000 LOCAL - mono -

validé le dimanche 25 mai 2008 à 8:37 - 1/3



# Palmarès détaillé des équipes / Full team results

NANTES

CHAMPIONNAT DE FRANCE DN DFA

23/05/2008 au 25/05/2008

Fédération Française  
de Gymnastique







F0000118.12573.00

JURY A ET B

0118

## DIVISION FEDERALE A3 GAM


FINALES

Club / Association Ville / Town							Pen.	Total Score
<b>6 LES ENFANTS DU DEVOIR</b>								
FRA <b>OYONNAX</b>	<b>47.250</b>	<b>40.300</b>	<b>45.550</b>	<b>54.300</b>	<b>46.400</b>	<b>42.200</b>		<b>276.000</b>
MYALLONNIER Yann	11.250	9.150	11.500	13.900	<u>12.600</u>	11.000	(8)	69.400
DURAND Lionel	12.200	10.450	10.050	13.900	10.950	10.950	(12)	68.500
STANCHERIS Sacha	11.650	2.600	11.550	13.150	11.100	10.300	(35)	60.350
BALME Franck	11.700	10.750	11.650		11.750		(61)	45.850
CHAVANNE Julien	11.700	4.150	10.850	13.350			(70)	40.050
DEFERT Fabrice		9.950			10.850	9.950	(76)	30.750
<b>7 GYM SAINT LOUIS</b>								
FRA <b>SAINT LOUIS</b>	<b>47.700</b>	<b>37.400</b>	<b>45.000</b>	<b>55.600</b>	<b>46.950</b>	<b>42.600</b>		<b>275.250</b>
GER DENGLER Gorge	11.750	9.450	10.900	13.900	10.750	10.400	(19)	67.150
GER DATHE Sandro		9.800	11.850	13.950	12.000	11.300	(37)	58.900
GER LEVERINGHAUS Johannes	11.900	8.600	11.450	14.000	11.850		(40)	57.800
TAHRAOUI Zackaria	11.900	9.550		13.750	11.950	9.750	(43)	56.900
KAPPLER-PROBST Milo	12.000		10.650	13.600		11.150	(58)	47.400
GER KOCH Samuel	11.900	1.400	10.800		11.150		(73)	35.250
<b>8 EN AVANT ! DE PARIS</b>								
FRA <b>PARIS</b>	<b>46.300</b>	<b>38.900</b>	<b>43.850</b>	<b>52.150</b>	<b>47.000</b>	<b>43.050</b>		<b>271.250</b>
GARNIER Philippe	11.800	9.200	10.900	12.700	11.800	10.850	(18)	67.250
BOREL David	<u>12.350</u>		11.150	13.850	12.100	11.300	(34)	60.750
HENRY Simon	10.300	10.050	11.150	12.900		10.350	(49)	54.750
GER RIDINGER Armin		7.250	10.650	12.300	11.400	10.550	(54)	52.150
CHARBONNEAU Jeremy	11.850	10.850	0.000	12.700	11.700		(59)	47.100
PRIOLI Thomas		8.800	9.700		9.300	9.750	(71)	37.550
<b>9 MINES DES POTASSES ALSACE WITTENHEIM</b>								
FRA <b>WITTENHEIM</b>	<b>47.450</b>	<b>34.400</b>	<b>43.700</b>	<b>54.600</b>	<b>46.150</b>	<b>43.300</b>		<b>269.600</b>
SCHAAL Johannes	10.500	8.650	10.900	13.400	12.300	11.550	(17)	67.300
CONSALVO David	11.900	8.450	10.350	14.450	9.800	10.300	(25)	65.250
BARTH Simon	12.200		11.600	13.150	12.150	11.150	(36)	60.250
HIMOUDI Kacem	12.150	1.600	9.650	12.750		10.300	(60)	46.450
NOEL Guillaume	11.200	7.650		13.600	10.850		(66)	43.300
VANYEK Sébastien		9.650	10.850		10.850	10.250	(67)	41.600
<b>10 GYMNASTIQUE CLUB LA ROCHE SUR YON</b>								
FRA <b>ROCHE SUR YON</b>	<b>45.950</b>	<b>35.000</b>	<b>44.450</b>	<b>53.700</b>	<b>44.200</b>	<b>40.950</b>		<b>264.250</b>
GUILBAUD Adrien	11.650	10.350	11.300	13.150	11.150	9.150	(21)	66.750
DURAND Maël	11.050	9.550	10.650	12.850	11.050	9.650	(27)	64.800
BOUDEAU Antoine	11.400	7.500	10.000	13.000	9.850	9.650	(32)	61.400
SICHE Sebastien	11.850	6.450		14.700	11.400	11.100	(47)	55.500
CHARRIER Benjamin		7.600	11.950		10.600	10.550	(69)	40.700
BERTHET Antoine	10.750		10.550	12.800			(75)	34.100

souligné = meilleur total

\_GENEQU\_GAM.RPT du 25/05/2008 - 5.1.000 LOCAL - mono -

validé le dimanche 25 mai 2008 à 8:37 - 2/3



# Palmarès détaillé des équipes / Full team results

NANTES

CHAMPIONNAT DE FRANCE DN DFA

23/05/2008 au 25/05/2008

Fédération Française  
de Gymnastique







F0000118.12573.00

JURY A ET B

0118

## DIVISION FEDERALE A3 GAM

FINALES

Club / Association Ville / Town							Pen.	Total Score
<b>11 ASSOCIATION GYMNIQUE LES KERHORRES</b>								
FRA <b>LE RELECQ-KERHUON</b>	<b>46.250</b>	<b>31.700</b>	<b>44.200</b>	<b>52.800</b>	<b>45.550</b>	<b>42.250</b>		<b>262.750</b>
BERNICOT Geoffrey	11.600	9.500	10.950	13.300	11.350	10.350	(20)	67.050
MARTY Bruno	10.350	9.650	10.750	12.800	11.300	10.000	(26)	64.850
LE MASSON Gwiltaz	12.350	5.100	9.100	13.750	11.500	11.300	(30)	63.100
STEPHAN Martial	11.450	7.450	11.250	12.950	11.400	8.400	(31)	62.900
DUBY Guillaume	10.850		11.250	12.400		10.600	(62)	45.100
COM Christophe		2.300			5.200		(82)	7.500
<b>12 ILETS SPORTS MONTLUCONNAIS</b>								
FRA <b>MONTLUCON</b>	<b>45.750</b>	<b>32.750</b>	<b>43.150</b>	<b>53.250</b>	<b>44.250</b>	<b>41.250</b>		<b>260.400</b>
CHARBONNIER Hugo	12.100	9.900	10.900	13.700	10.200	11.150	(14)	67.950
CHICOIX Stéphane	11.750		10.950	13.950	11.800	10.400	(38)	58.850
DE LOUVIGNY Guillaume	10.750	6.300	5.350	12.900	10.750	10.100	(46)	56.150
BAULT Alexandre		8.600	11.050	12.500	11.500	9.600	(51)	53.250
RECO Romain	11.150	7.950	10.250		10.200	9.250	(57)	48.800
AUCLAIR Xavier	10.300	1.000		12.700			(77)	24.000
<b>13 LA FRANCAISE</b>								
FRA <b>CUSSET</b>	<b>44.800</b>	<b>24.650</b>	<b>39.250</b>	<b>53.900</b>	<b>41.100</b>	<b>41.950</b>		<b>245.650</b>
BOUCHANT Antoine	10.950	10.550	10.950	13.550	10.800	10.600	(16)	67.400
BOUREZ Vincent	10.050	1.600	10.500	13.600	10.700	9.800	(45)	56.250
SAINT-ANDRE Laurent		5.650	11.750	13.600	10.300	11.500	(52)	52.800
DALENCON Adrien	11.800	6.250	4.800	12.400	9.300		(63)	44.550
BARRE Kévin	12.000		6.050	13.150		10.050	(68)	41.250
FRADIN Renaud		2.200			5.650		(81)	7.850
<b>14 CLUB GYMNIQUE CHERBOURGEOIS</b>								
FRA <b>CHERBOURG</b>	<b>39.600</b>	<b>27.750</b>	<b>42.300</b>	<b>52.250</b>	<b>35.200</b>	<b>32.900</b>		<b>230.000</b>
VIENNE BENJAMIN	11.650	8.450	11.500	13.700	11.500	7.600	(28)	64.400
GUESDON Kévin	6.400	10.650	10.800	13.300	10.550	9.650	(33)	61.350
LALLEMENT Jordan	10.450	1.850	10.300	12.700	9.000	8.400	(53)	52.700
LEPETIT Maxime	11.100	6.800	9.700	12.550	4.150	7.250	(55)	51.550
LEPETIT Mickaël	5.200		4.600	12.300		1.900	(78)	24.000

souligné = meilleur total

\_GENEQU\_GAM.RPT du 25/05/2008 - 5.1.000 LOCAL - mono -

validé le dimanche 25 mai 2008 à 8:37 - 3/3