













## RESULTS

| Rank | NOC                  |  |  |  |  |  |  | Total          |
|------|----------------------|---|---|---|--|---|---|----------------|
| 1    | JPN - Japan          | <u>44.200</u> (1)   | 43.050 (6)  | 43.800 (2)  | 47.000 (2)   | 46.450 (1)  | 45.200 (1)  | <b>269.700</b> |
| 2    | RUS - Russia         | 43.450 (3)  | <u>43.900</u> (3)   | 43.300 (3)  | 46.250 (4)   | 44.350 (3)  | 42.150 (5)  | <b>263.400</b> |
| 3    | CHN - China          | 39.400 (18)   | 44.300 (2)  | 44.450 (1)  | <u>46.250</u> (4)  | 44.100 (5)  | 41.750 (6)  | <b>260.250</b> |
| 4    | FRA - France         | <u>42.000</u> (9)   | 43.650 (4)  | 42.350 (5)  | 46.500 (3)   | 44.150 (4)  | 41.400 (7)  | <b>260.050</b> |
| 5    | KOR - Korea          | 43.500 (2)  | 43.400 (5)  | <u>40.150</u> (11)  | 45.950 (7)   | 43.550 (7)  | 43.000 (3)  | <b>259.550</b> |
| 6    | ROU - Romania        | 41.600 (11)   | 43.050 (6)  | 40.800 (7)  | <u>47.400</u> (1)  | 45.150 (2)  | 41.250 (8)  | <b>259.250</b> |
| 7    | HUN - Hungary        | 40.700 (13)   | 45.000 (1)  | 41.550 (6)  | 46.200 (6)   | <u>43.950</u> (6)   | 40.950 (11)   | <b>258.350</b> |
| 8    | UKR - Ukraine        | 42.250 (7)  | 41.250 (10)   | 40.800 (7)  | 45.100 (11)  | 42.250 (10)   | <u>43.150</u> (2)   | <b>254.800</b> |
| 9    | BRA - Brazil         | 41.650 (10)   | <u>41.500</u> (9)   | 43.250 (4)  | 45.000 (12)  | 41.800 (12)   | 40.850 (12)   | <b>254.050</b> |
| 10   | SUI - Switzerland    | 42.450 (5)  | 41.000 (11)   | <u>40.250</u> (10)  | 45.350 (9)   | 43.400 (8)  | 41.150 (9)  | <b>253.600</b> |
| 11   | POR - Portugal       | 42.300 (6)  | <u>39.950</u> (16)  | 40.000 (12)   | 45.300 (10)  | 42.400 (9)  | 40.700 (14)   | <b>250.650</b> |
| 12   | POL - Poland         | <u>40.750</u> (12)  | 40.350 (13)   | 38.900 (15)   | 44.600 (13)  | 42.050 (11)   | 42.400 (4)  | <b>249.050</b> |
| 13   | GBR - Great Britain  | 40.650 (14)   | 39.150 (17)   | <u>40.350</u> (9)   | 45.850 (8)   | 40.650 (14)   | 38.950 (15)   | <b>245.600</b> |
| 14   | BEL - Belgium        | 40.200 (15)   | 42.000 (8)  | <u>39.000</u> (14)  | 44.400 (15)  | 40.400 (16)   | 38.750 (16)   | <b>244.750</b> |
| 15   | KAZ - Kazakhstan     | 42.050 (8)  | 40.300 (14)   | 34.800 (18)   | 43.550 (17)  | <u>41.800</u> (12)  | 38.200 (17)   | <b>240.700</b> |
| 16   | GRE - Greece         | 39.000 (21)   | 38.350 (18)   | 38.600 (16)   | <u>42.700</u> (20)   | 40.650 (14)   | 40.800 (13)   | <b>240.100</b> |
| 17   | SRB - Serbia         | 39.250 (19)   | 37.350 (19)   | 38.600 (16)   | <u>43.000</u> (19)   | 40.200 (17)   | 41.000 (10)   | <b>239.400</b> |
| 18   | FIN - Finland        | 39.750 (17)   | 36.400 (20)   | 39.250 (13)   | 43.550 (17)  | <u>39.000</u> (18)  | 36.900 (19)   | <b>234.850</b> |
| 19   | TPE - Chinese Taipei | 39.950 (16)   | 40.800 (12)   | 26.050 (22)   | 41.500 (22)  | 38.200 (20)   | <u>37.950</u> (18)  | <b>224.450</b> |
| 20   | SLO - Slovenia       | 39.150 (20)   | 40.250 (15)   | 30.500 (20)   | 42.700 (20)  | <u>37.800</u> (22)  | 32.550 (20)   | <b>222.950</b> |
| 21   | EGY - Egypt          | 38.050 (22)   | 32.500 (22)   | 33.150 (19)   | 44.450 (14)  | 37.850 (21)   | <u>32.550</u> (20)  | <b>218.550</b> |
| 22   | MEX - Mexico         | 42.700 (4)  | 24.100 (23)   | 26.900 (21)   | 43.700 (16)  | 27.400 (23)   | <u>27.300</u> (22)  | <b>192.100</b> |
| 23   | NOR - Norway         | <u>26.650</u> (23)  | 33.800 (21)   | 24.050 (23)   | 29.450 (23)  | 38.850 (19)   | 24.850 (23)   | <b>177.650</b> |

Note:  
Underlined totals indicate starting apparatus.

Legend:  
 Q Qualified for Team Final

 Floor
  Pommel Horse
  Rings
  Vault
  Parallel Bars
  Horizontal Bar