













TEAM DETAILED RESULTS AFTER SUBDIVISION 4
JUNIORS TEAM COMPETITION AND QUALIFICATIONS FOR CII & CIII

THU 22 APR 2010 - 20:00

Rank	Bib	NOC Name							Total	Ind. Ran
1 GBR - Great Britain										
266	OLDHAM Sam	14.450	13.700	13.700	15.100	13.525	13.725	84.200	(1)	
267	BECKFORD Reiss	14.075	13.050	14.275	14.850	13.925	13.625	83.800	(3)	
268	WHITLOCK Max	14.150	14.650	13.875	15.100	13.775	12.600	84.150	(2)	
269	BAINES Frank	13.750	13.750	13.150	14.650	13.925	12.950	82.175	(6)	
270	MACKENZIE Cameron	13.500	12.775	13.050	15.325	13.775	13.075	81.500	(10)	
Total			42.675 (1)	42.100 (1)	41.850 (1)	45.525 (3)	41.625 (1)	40.425 (2)	254.200	
2 SUI - Switzerland										
356	RIZZO Marco	13.825	12.125	13.300	14.850	13.275	13.000	80.375	(16)	
357	YUSOF Eddy	13.675	12.975	13.450	14.625	13.775	12.475	80.975	(13)	
358	MEIER Michael	13.675	12.650	12.500	15.400	13.625	13.200	81.050	(12)	
359	HEGI Oliver	11.775	13.575	11.900	11.900	14.000	13.875	77.025	(32)	
360	BRAEGGER Pablo	13.750	11.325	13.500	15.425	13.675	13.625	81.300	(11)	
Total			41.250 (4)	39.200 (3)	40.250 (4)	45.675 (1)	41.450 (2)	40.700 (1)	248.525	
3 FRA - France										
261	ZONA Jim	13.625	12.625	13.450	15.125	14.025	13.425	82.275	(5)	
262	VANACKER Mathieu	13.725	12.575	12.700	15.325	13.700	12.950	80.975	(14)	
263	PROST Brandon	13.500	13.025	12.450	15.050	13.275	12.125	79.425	(24)	
264	PHILIPPE Mathias	13.775	5.875	13.325	14.650	13.200	11.150	71.975	(57)	
265	MICHOLET Stephen	13.050	9.150	14.250	14.500	12.500		63.450	(86)	
Total			41.125 (5)	38.225 (4)	41.025 (3)	45.500 (4)	41.000 (4)	38.500 (8)	245.375	
4 ROU - Romania										
336	MUNTEAN A.	13.950	12.900	13.900	15.425	14.175	13.400	83.750	(4)	
337	RADEANU D.	13.150	11.950	12.750	15.050	12.575	13.175	78.650	(26)	
338	GROZA Andrei Ioan	14.125		12.775	14.875	10.900	11.375	64.050	(84)	
339	NISTOR I.		12.000	13.350	0.000	13.225	11.950	50.525	(93)	
340	KOTRONG A.	14.075	12.675		14.750		12.850	54.350	(91)	
Total			42.150 (2)	37.575 (5)	40.025 (5)	45.350 (6)	39.975 (6)	39.425 (3)	244.500	
5 GER - Germany										
271	KEIL C.	13.175	12.725	1.825	14.775	13.825	12.875	69.200	(72)	
272	HERDER Philipp	13.700	12.075	12.075	14.600	12.875	13.175	78.500	(27)	
273	JURSCH Christopher	13.375	13.425	13.275	15.000	13.675	13.250	82.000	(8)	
274	RITTSCHIK Ivan	13.825	12.350	13.250	0.000	12.125	11.600	63.150	(87)	
275	WEINERT Daniel	13.275	13.350	12.700	14.500	13.550	12.775	80.150	(18)	
Total			40.900 (6)	39.500 (2)	39.225 (6)	44.375 (9)	41.050 (3)	39.300 (4)	244.350	







TEAM DETAILED RESULTS AFTER SUBDIVISION 4
JUNIORS TEAM COMPETITION AND QUALIFICATIONS FOR CII & CIII

THU 22 APR 2010 - 20:00

Rank	Bib	NOC Name							Total	Ind. Ran
6 BEL - Belgium										
	216	KENIS Daan	13.800	12.500	12.800	14.625	13.125	12.850	79.700	(22)
	217	NEUTELEERS Thomas	13.850	11.150	13.600	15.200	13.500	12.775	80.075	(19)
	218	THYS Tomas	13.800	11.575	12.775	15.525	12.800	11.650	78.125	(29)
	219	VERBAEYS Jimmy	12.800	13.100	9.925	14.675	13.150	13.225	76.875	(34)
	220	SIEMON Volkaert	14.250	11.675		14.950	11.725		52.600	(92)
		Total	<u>41.900</u> (3)	37.275 (7)	39.175 (7)	45.675 (1)	39.775 (7)	38.850 (7)	242.650	
7 ESP - Spain										
	251	GONZALEZ Fabian	14.050	11.275	12.700	15.550	12.150	13.875	79.600	(23)
	252	ABAD Nestor	13.350	12.075	14.000	15.600	13.700	13.400	82.125	(7)
	253	PEREZ MARCHANT J.	13.125		13.200	14.225	11.600	11.725	63.875	(85)
	254	ALONSO CALVO Adria	13.000	11.475	10.150	13.450	13.250	10.250	71.575	(59)
	255	TALLON FERNANDEZ A.		7.175	13.950		13.475	12.025	46.625	(94)
		Total	<u>40.525</u> (8)	34.825 (13)	41.150 (2)	45.375 (5)	40.425 (5)	39.300 (4)	241.600	
8 ITA - Italy										
	301	EDALLI Ludovico	13.475	12.600	13.275	14.625	13.325	13.125	80.425	(15)
	302	DE VECCHIS Tommaso	13.575	12.650	12.700	14.200	13.150	12.675	78.950	(25)
	303	POLINI Giancarlo			12.500		12.825	13.175	38.500	(96)
	304	LODADIO Marco	13.300	11.925	13.175	15.950			54.350	(90)
	305	VINCENZI Aramis	13.725	12.250		14.650	12.950	11.875	65.450	(80)
		Total	<u>40.775</u> (7)	37.500 (6)	39.150 (8)	45.225 (7)	39.425 (9)	38.975 (6)	241.050	
9 NED - Netherlands										
	316	BLETTERMAN Michel	13.325	12.875	13.225	14.375	13.475	12.525	79.800	(20)
	317	SMINK Glenn	13.075	12.075	12.225	15.450	12.850	12.475	78.150	(28)
	318	KOSZTKA Karl	13.225	11.200	12.625	14.450	11.675	12.475	75.650	(41)
	319	ZUIDEMA Justen	12.675	10.675	12.625	13.550	12.725	11.650	73.900	(49)
	320	LOVDAHL Conor	12.750	10.700	12.100	14.375	12.350	12.700	74.975	(43)
		Total	<u>39.625</u> (12)	36.150 (8)	38.475 (9)	44.275 (10)	39.050 (10)	37.700 (10)	235.275	
10 HUN - Hungary										
	281	MAKRA Laszlo	13.175	10.250	11.450	12.725	12.625	12.450	72.675	(51)
	282	VAGNER Levente	13.350	12.850	13.425	14.150	13.100	12.925	79.800	(21)
	283	TOTH Levente	13.450	10.850	11.750	14.400	13.050	12.575	76.075	(38)
	284	SELMECZI Bank	12.700	10.425	12.100	13.750	12.925	10.525	72.425	(54)
	285	BABOS Adam	13.550	12.175	11.150	14.525	13.575	10.825	75.800	(40)
		Total	<u>40.350</u> (9)	35.875 (9)	37.275 (10)	43.075 (13)	39.725 (8)	37.950 (9)	234.250	







TEAM DETAILED RESULTS AFTER SUBDIVISION 4
JUNIORS TEAM COMPETITION AND QUALIFICATIONS FOR CII & CIII

THU 22 APR 2010 - 20:00

Rank	Bib	NOC Name							Total	Ind. Ran
11 NOR - Norway										
	321	SKJERAHAUG Stian	13.300	12.975	12.250	14.550	12.450	12.075	77.600	(31)
	322	ANDREASSEN Haakon	13.125	11.325	12.125	15.400	13.125	11.175	76.275	(35)
	323	ANDERSEN K.	13.375	9.875	5.600	14.500	12.600	10.525	66.475	(78)
	324	ULVEN Peder	12.650	8.800	11.350	13.825	12.975	11.875	71.475	(61)
	325	PLANKE Lars Joyce	13.025	10.950	12.550	13.700	12.350	11.850	74.425	(47)
		Total	39.800 (11)	35.250 (11)	36.925 (11)	44.450 (8)	38.700 (11)	35.800 (13)	230.925	
12 TUR - Turkey										
	366	ARICAN Ferhat	12.850	10.750	12.400	15.425	13.750	10.625	75.800	(39)
	367	ARABACIOGLU Emre	12.400	7.625	8.900	13.450	10.925	11.700	65.000	(82)
	368	ONDER Ahmet	12.550	12.450	8.475	13.025	11.650	11.700	69.850	(69)
	369	COLAK Ibrahim	12.450	11.275	12.325	14.050	12.950	11.650	74.700	(46)
	370	AKDOGAN Semih	12.350	5.625	10.500	13.725	10.875	3.600	56.675	(89)
		Total	37.850 (17)	34.475 (14)	35.225 (12)	43.200 (12)	38.350 (12)	35.050 (15)	224.150	
13 AUT - Austria										
	206	BAUER Alwin	12.250	10.200	11.050	13.650	12.800	11.475	71.425	(64)
	207	FRICK Juergen	13.650	10.000	11.825	14.125	12.525	10.075	72.200	(55)
	208	FUSSENEGGER Michael	13.300	10.950	10.875	14.300	12.875	12.075	74.375	(48)
	209	KRANZLMUELLER S.	12.650	11.675	11.375	13.525	12.325	11.575	73.125	(50)
	210	SCHWAB Johannes	12.875	11.050	9.925	13.475	12.250	12.250	71.825	(58)
		Total	39.825 (10)	33.675 (15)	34.250 (13)	42.075 (15)	38.200 (13)	35.900 (12)	223.925	
14 SVK - Slovakia										
	361	MICHNAK Slavomir	13.300	12.225	11.425	13.725	12.850	12.650	76.175	(37)
	362	ARGALAS Martin	12.900	11.175	10.775	13.775	12.725	10.800	72.150	(56)
	363	VARGOVSKY Ivan	12.725	11.675	11.800	14.625	11.525	9.100	71.450	(62)
	364	KISS Michal	12.800	10.775	9.850	13.025	12.500	10.750	69.700	(71)
	365	MARCAK Eduard	12.700			13.550			26.250	(101)
		Total	39.000 (14)	35.075 (12)	34.000 (14)	42.125 (14)	38.075 (14)	34.200 (17)	222.475	
15 FIN - Finland										
	256	NIVA Heikki	12.825	12.075	11.175	14.675	13.050	12.450	76.250	(36)
	257	HOLOPAINEN Kasper	12.675	3.525	10.500	14.350	12.200	11.800	65.050	(81)
	258	PAIVANEN Jimi	12.350	5.325	11.550	13.775	11.850	11.900	66.750	(77)
	259	LAULUMAA Petrus	13.125	10.050	11.100	15.050	12.750		62.075	(88)
	260	SAARENKETO Heikki	12.750			14.550			27.300	(99)
		Total	38.700 (15)	27.450 (19)	33.825 (16)	44.275 (10)	38.000 (15)	36.150 (11)	218.400	







TEAM DETAILED RESULTS AFTER SUBDIVISION 4
JUNIORS TEAM COMPETITION AND QUALIFICATIONS FOR CII & CIII

THU 22 APR 2010 - 20:00

Rank	Bib	NOC Name							Total	Ind. Ran
16 CZE - Czech Republic										
	241	RADOVESNICKY Daniel	11.775	9.850	10.975	13.325	12.850	11.900	70.675	(66)
	242	PECKA Stepan	12.050	9.600	12.375	13.400	11.675	12.450	71.550	(60)
	243	KARDOS David	12.550	10.275	5.575	13.500	12.475	11.450	65.825	(79)
	244	PAZDERA Martin	12.200	10.950	10.225	11.225	12.275	10.800	67.675	(76)
		Total	<u>36.800</u> (19)	31.075 (16)	33.575 (17)	40.225 (17)	37.600 (16)	35.800 (13)	215.075	
17 CRO - Croatia										
	231	BOROSA Filip	13.250	12.375	11.375	13.900	12.550	11.450	74.900	(44)
	232	KOVACEVIC Anton	12.775	10.725	10.300	11.625	13.125	11.975	70.525	(67)
	233	KUSAN Leonardo		11.075	4.650		11.850	10.825	38.400	(97)
	234	PRPIC Renato		11.950					11.950	(104)
	235	KOROSTELJEV Andrej	13.175			14.125			27.300	(100)
		Total	<u>39.200</u> (13)	35.400 (10)	26.325 (19)	39.650 (18)	37.525 (17)	34.250 (16)	212.350	
18 DEN - Denmark										
	246	FRANSEN Marcus	12.675	9.100	10.850	13.500	12.150	10.500	68.775	(73)
	247	WAGNER James			10.625	12.500	12.225		35.350	(98)
	248	JOHANSEN Mathias	12.600	9.275	10.000	13.750	12.425	10.625	68.675	(74)
	249	RYDBERG Kasper	12.925	10.200	11.550	13.575	12.475	11.825	72.550	(53)
	250	RIDDER Lukas	12.475	10.475	10.125	13.475	12.200	9.350	68.100	(75)
		Total	<u>38.200</u> (16)	29.950 (17)	33.025 (18)	40.825 (16)	37.125 (18)	32.950 (18)	212.075	
19 IRL - Ireland										
	286	O'CONNOR Christopher	12.800	10.375	12.375	13.650	12.400	11.025	72.625	(52)
	287	FOX Daniel	12.250	11.000	11.800	12.150	12.025	10.700	69.925	(68)
	288	DALTON Adam	12.175			13.125			25.300	(102)
	289	O'CONNOR Matthew		8.450	9.800		10.875	10.225	39.350	(95)
		Total	<u>37.225</u> (18)	29.825 (18)	33.975 (15)	38.925 (19)	35.300 (19)	31.950 (19)	207.200	

Note:
Underlined totals indicate starting apparatus.
Italics indicate the low (non-counting) score.

Legend:

Ind. Individual	Q Qualified for Team Final				
 Floor	 Pommel Horse	 Rings	 Vault	 Parallel Bars	 Horizontal Bar